



St George and the dragon

What do you know about this celebration and the story behind it?

SAINT GEORGE'S DAY

1



Pictures of St. George usually show him killing a dragon to:

- a) Rescue a family;
- b) Rescue a beautiful lady;
- c) Rescue a boy.

2



The dragon stands for:

- a) Danger;
- b) Challenge;
- c) wickedness

3



The princess represents:

- a) Beauty;
- b) Love;
- c) Good

4



Saint George was a brave:

- a) Roman soldier;
- b) Greek soldier
- c) soldier

5



St. George's day is celebrated on:

- a) 22nd April
- b) 23rd May
- c) 23rd April

6



What appeared out of the dragon's blood?

- a) a red rose
- b) a pink heart
- c) a bunch of flowers

7



According to the legend the story happened in:

- a) Rome
- b) Catalonia
- c) Lydda


8



St. George is the patron saint of:

- a) Only Catalonia
- b) Catalonia, England and Georgia
- c) Catalonia, France and Italy.

9



As he was so brave:

- a) Many poems were written about his courage;
- b) Many songs and poems were written about him;
- c) A famous novel was written about his courage.

10

On St. George's day we also celebrate:

- a) World Earth Day
- b) World Love Day
- c) World Book Day

The story of St. George and the dragon is **a legend**.



What are the features of a legend?

You are going to read a comic about St. George's legend


St. George travelled for many months by land and sea until he came to Lydda. Here he met an old man who told him that everyone in that land was frightened of a dragon that held the Princess Sabra captive. He killed the dragon and on the spot where the dragon's blood was spilled a rose grew as a symbol of love and friendship.

1. Where is Lydda? _____

Draw a small map here →

2. What was the Princess' name?

3. What does the rose represent?



1 One day, a terrible dragon comes to Uffington.




2 The dragon waits outside the castle for days. It's very hungry.




3

In this hat, I've got the names of all the people in the village. Choose a name, Princess Sabra.



4

What is it?



5 The next morning, Sabra goes to the gate of the castle.




6 Outside, a knight is riding home.




7 The knight sees Princess Sabra.




8 Then the knight sees the dragon.
It's got a long tail and big wings.
But the knight isn't afraid.




9 He rides to the dragon. The fight is long.




10 Everyone watches from the castle.




11 But then ...




12



13



Today, you can visit the White Horse
near Dragon Hill.



PICTURE DICTIONARY (cut and stick the pictures at the end of the booklet)

dragon	castle	village	food

king	princess	gate	knight

tail	wings	fight	dead

alive	land	sea	frightened

captive	blood	rose	friendship

St. George patron saint of England

St. George is the patron saint of England.



What is a patron saint? Read and complete the text with these words:

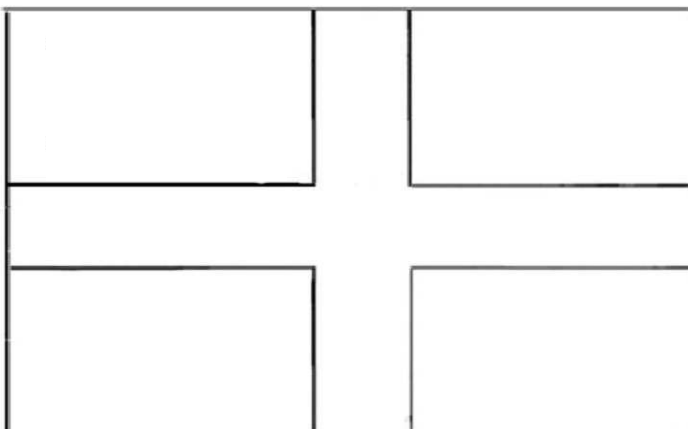
Eat protects patron popular killed someone

A _____ is someone who _____ or defends something or _____. St. George is the patron saint of England.

Saint George became _____ in England when stories of his bravery were brought back to England by the crusaders in the 12th century. The story told how St. George _____ a horrible dragon just as it was about to _____ a beautiful princess.

St. George's emblem, a red cross (A) on a white background (B), is the flag of England, and part of the British flag. St George's emblem was adopted by Richard "The Lion Heart" and brought to England in the 12th century. The king's soldiers wore it on their tunics to avoid confusion in battle.

Colour the flag of England as you have read in the text above.



MEANING OF COLOURS AND SHAPES


RED: represents the blood of those who have died for being Christian believers.

WHITE: represents purity of the Christian Religion.



CROSS –This is the called St. George's cross. St. George is the patron saint of England.

Now search the web and draw the British flag.



MEANING OF COLOURS AND SHAPES

How does England celebrate St George's Day?

By tradition, 23rd April is the day for a red rose (the national flower) in the button hole.

But England does not celebrate St George's Day in a special way. For most people in England St George's Day is just another ordinary working day.

On the Sunday nearest to 23 April scouts and guides parade through high streets and attend a special St George's Day service at their local church.

Identify and separate the words related to St George's Day in this series of letters. Write their Spanish meaning next to them.

FLAGROSEPARADEPATRONSAINTENGLISHSPRINGFESTIVITYAPRILSCOUTTRADITIONCROSS

1. _____ = _____ 2. _____ = _____

3. _____ = _____ 4. _____ = _____

5. _____ = _____ 6. _____ = _____

7. _____ = _____ 8. _____ = _____

9. _____ = _____ 10. _____ = _____

Match the words in A with the words in B.

A	B	Answers
1. Have	a. a young princess	1 _____
2. Read	b. a dragon	2 _____
3. Ride	c. a horse	3 _____
4. Fight against	d. a present	4 _____
5. Rescue	e. a legend	5 _____
6. Offer	f. a fight	6 _____
7. Breath	g. fire	7 _____

Poetry - Rhyming Pairs

Read the following verses and find the rhyming pair.

appear	seen	Princess	dress	bright
--------	------	----------	-------	--------

George was a knight.
His armour shone _____.

One day he heard a scream,
And there was the biggest dragon he'd ever _____.

He hurried on his horse to help the Princess.
The dragon had spoilt her nice new _____.

His fire breath made a hole _____.
But George frightened him off with his long pointed spear.

Back to the castle went George and the _____.
Where she put on a more comfortable dress.

Make sure you understand all the new words in the poem (dictionary task)

Now draw the story which illustrates this poem.

Activity: making up poems.

Provide the students with a model like the one above and words that rhyme to help them. As a class 'brainstorm' words and write between 6 and 8 of the best keywords from the topic on the board. Then, use a rhyming dictionary to help select words that rhyme with the keywords (do this prior to the lesson.)

It is essential that the students understand what all the words mean before they compose their sentences.

Students should work together in groups to make up 2 sentences. The sentences must END with a keyword or rhyming word in order for the poem to rhyme. To help give them a strip of paper with the keyword already written on it.

When groups have their 2 sentences they can share them with the class and they can be organised with the other sentences to make a class poem.

Activity – Make a class poem

Each group makes up two sentences, one which ends in a keyword and one which ends in its rhyming word. For Example:

One day a knight came riding through the GORGE

He was brave and true his name was GEORGE

Key Word or phrase	Rhyming word 1	Rhyming word 2
George	Gorge	Forge
Sheep	Weep	Peep
King's Daughter Dragon	Water	Slaughter
Fear	Flagon	Wagon
Fire	Tear	Spear
Happily ever after	Shire	Deep fat fryer
	Laughter	rafter

Art – Looking at Paintings

St. George and the Dragon by Rogier van der Weyden



Investigating and Talking about a Painting

The artist Rogier van der Weyden was born in 1400 and died 1464. He lived in Brussels and was a busy artist with many assistants and pupils. This painting is actually quite small, about the size of your hand and was painted with oil paints on to wood. The painting was completed around 1435. There is so much detail in the painting that experts think that the artist used a very fine brush and a magnifying glass to help him.

Look carefully at the painting and answer the following questions:

1. What is the Princess doing?
2. What is she wearing? What colour are her clothes?
3. What do you think the dragon stands for?
4. How do we know that the man on the horse is St. George?
5. What is he doing?
6. Who do you think lives in the castle?
7. Is it a big or a small castle? How many towers can you count?
8. What is the weather like in the painting?
9. Why are there bones and skulls at the bottom of the picture?
10. Can you see the two men on horses travelling to the castle?

Art ideas

Dragon Collage

Use recycled materials and paints to create a Dragon for the classroom.

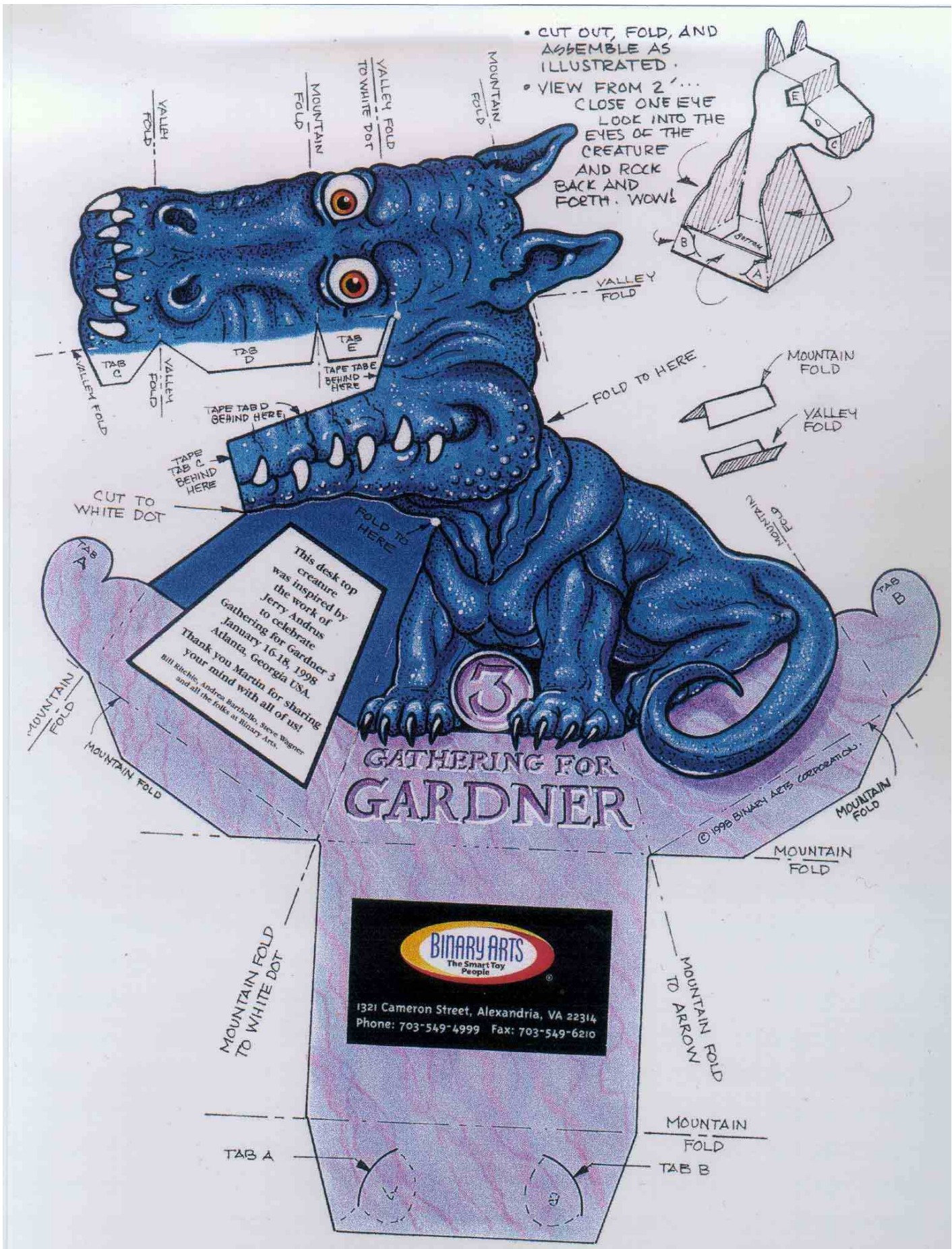
Story Boards

The class can recreate books they have read or written themselves for displaying on the wall.

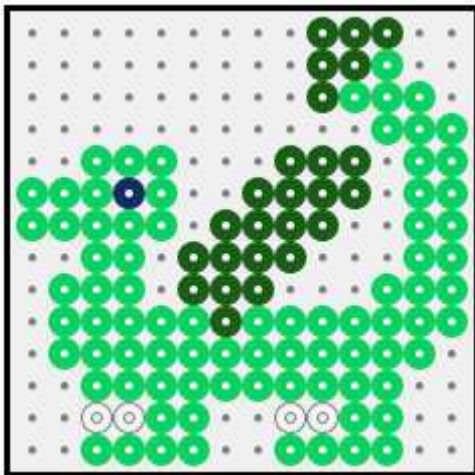
Dragon Mask

3D Dragon

Use the template below to make your own dragon. It is very difficult to see which way he is looking.




St George and the Dragon using the 14x14 Square Midi Hama Bead Peg Boards




Green Dragon:

25 x green (no.10)
 81 x light green (no.11)
 1 x dark blue (no.08)
 4 x clear (no.19)
 If background wanted:
 0 x clear beads, but
 95 background colour



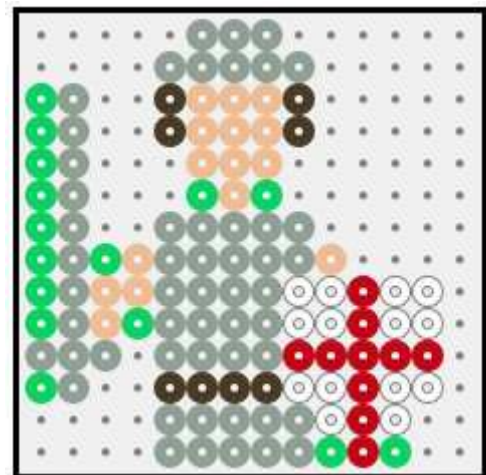
St George:

14 x white (no.01)
 10 x red (no.05)
 8 x dark brown (no.12)
 52 x grey (no.17)
 15 x flesh (no.26)
 97 x pastel yellow (no.43)
 or alternative background
 colour



St George's Flag:

120 x white (no.01)
 48 x red (no.05)



St George:

As above but,
 Add 15 x clear (no.19)
 where light green shown
 and no background
 colour.

A Play: St George and the Dragon

Characters:
Princess
George
Dragon
Narrators (I and II)

Narrator I: This is the story of George and the dragon.

Narrator II: Once there was a Princess.

Princess: Oh I'm so happy, what a beautiful day!

Narrator I: She was caught by a dragon

Dragon: (enter stage moving like a reptile and making dragon noises)

Princess: Oh no! What's this? Help me! Help me!

Narrator II: The Princess was frightened.

Princess: I'm so frightened – what shall I do?

Narrator I: She screamed and screamed.

Princess: AAAAAAAAAAAAAAAAAAAAAAH!

(offstage - sound of horses hooves – coconuts - in the distance) -

Narrator II: George was riding by on his horse.

Narrator I: He heard the princess.

George: Hey! What's that? It sounds like a damsel in distress. I must go and save her.

Narrator II: He fought the dragon.

George: Take that! And that, and that! Die you murderous beast!

Narrator I: The dragon was killed. George saved the Princess. Out of the dragon's blood a very beautiful red rose appeared.

Princess: My hero!

George: My lady (he gives her the red rose)

Narrator II: THE END.

George and the Dragon

(To accompany St George and the Dragon)

Verse 1

Dragon's coming better blow all the horns.
He's like a cloud in a growing storm.
But George is waiting and come the dawn,
He's gonna fight the dragon.
He's gonna fight the dragon.

Verse 2


Encase yourself in a coat of steel,
Pick up your sword, strap on your shield.
You must conquer, George don't ever yield.
When you fight the dragon.
When you fight the dragon.

Verse 3

A crash like thunder,
A flash of light.
A dragon's fury
'Gainst one brave knight.
The battle raged
Both day and night
When George fought the dragon.
When George fought the dragon.

Verse 4

Dragon's vanquished has the knight survived?
He's bruised and battered but still alive.
The maiden stands proudly at his side
Now George has slain the dragon.
Now George has slain the dragon.



CUT AND STICK ON THE PICTURE DICTIONARY PAGE